



Custom Designed
Community Built Playgrounds






All-Inclusive Playground



Leg Up Farm
Therapy Center



Winfield, KS





Belmont, MA



Joey's Park
Belmont, Ma



Concordia, KS





Play By Design
877 Bantam, 847 Wilson Ave
www.playbydesign.com
800 898 1100



Bloomsburg, PA



Ipswich, MA



East Grand Forks, MN



Homer, AK



Cranberry, PA



Kids Castle "today"

A Cranberry Uniting Playground
Cranberry Township Community Park





inclusive play





Austin, TX






Kabul, Afghanistan (11 City Parks)



Specialty Product Manufacturers

Innovation and creativity are essential to each custom playground therefore Play By Design has partnered with exciting, cutting edge leaders in the playground manufacturing industry, offering the best of both worlds in playground design and play opportunities.



atlantics[®]

Stainless
slides

Attractions of
Manufactory Quality

Darquest Industries Corp.

S SUPERIOR
RECREATIONAL PRODUCTS



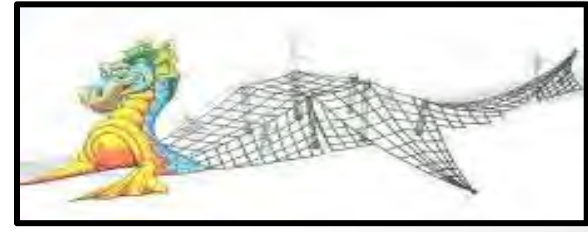








Not only modern manufactured components for children, but also exercise equipment for adults, Encouraging multi-generational play.





Adding a Space Net can add hours of fun.





A more natural feel...

The challenge of the climb. The sensation of accomplishment.



Natural playground features



BINGHAMTON, NY 2016





Natural Features...






Local Artists...



Landscaping...



Zip Lines-- Oh Boy!





atlantics®

Breathtaking Stainless Slides



Thematic Play





sight lines: being able to see your children while they are playing is important. With custom playgrounds, we can design them as open as you want them to be.





Let's get artsy!





Imagination, Concentration, & Fun



The Community-Built Process:



Step 1: Create a Committee:



The community-built process begins with a committee of volunteers, usually between 10 and 15 people.

Subcommittees:

General Coordinators
Volunteers Coordinator
Fundraising Coordinator
Publicity Coordinator
Donated Materials Coordinator
Purchased Materials Coordinator
Tools Coordinator
Food Coordinator
Childcare Coordinator
Special Needs Coordinator
Site Coordinator
Construction Crew Supervisors
Children's Representatives



Don't worry, you're not reinventing the wheel. PBD is here to help guide you through the process.

Step 2: Design Day



Play by Design visits your town to interview children and adults in order to develop your design. In the evening, we help you "kick off" the project with a celebratory meeting/celebration with families and interested community members. This get-together serves as a rallying point for the volunteer effort, galvanizing the community with the vision of their children's dreams. We will have many phone conversations before this visit, giving you a suggested schedule and ideas for activities.

Step 3: Prepare for the Build:

We then work closely with you to prepare to build your playground. We help you organize the committee and show you ways to raise funds, publicize the project, and continue to recruit many volunteers.



Step 4: Pre-Construction Visit:

About 8 to 10 weeks before construction is scheduled to begin, we will return to your community to review your preparations to date and strategize the final weeks before construction. We will lay out a site plan and review schedules, volunteer numbers, and progress of all committees.



Step 5: The Community Build Build:

Two or three Play by Design consultants return to supervise the volunteers who will build your playground. We have many years of experience organizing hundreds of volunteers. Based on their skill level, we separate them into small groups to work on individual components of the project.




Your site could look like this on the first day...



...and the children get to play on the playground their parents built!



Why Community Built?



Cost Savings

Simply put, affordability—you get a lot more bang for your buck. The value of the structure will be at least double its cost. We build projects for all budgets, and volunteer labor, as well as donated or discounted materials, add to your savings.



Community pride

People of all ages who may not normally interact come together to build the structure. At the conclusion, there is an opening celebration, and everyone involved walks away with a sense of ownership and accomplishment.



Material Options

We use various materials based on your budget. The most maintenance-friendly designs use structural plastic lumber along with plastic composite lumber. We also use environmentally friendly and arsenic-free pressure-treated lumber. There are many types of safety surfacing options, all of which meet ASTM standards for impact attenuation and accessibility. Some of the materials that we specify can be found locally.



Safety

All designs are in compliance with ASTM International and Consumer Product Safety Commission (CPSC) standards and guidelines. They also meet the ADA's accessibility guidelines. Our designers and builders are certified as playground safety inspectors (CPSIs) by the National Recreation & Parks Association.



Maintenance:

Our most maintenance-friendly designs use structural plastic lumber along with plastic composite lumber. We also use environmentally friendly and arsenic-free pressure-treated lumber. Safety surfacing—on all playgrounds, manufactured or site-built—is the largest maintenance concern.



Accessibility: All-Inclusive Play

All designs meet current ASTM and CPSC safety guidelines as well as the Americans with Disabilities Act Accessibility Guidelines. Safety surfacing also meets ASTM guidelines for impact attenuation and accessibility. Custom designs allow children of all abilities design ways to play with their friends being all inclusive.



PULL RAMP



leading in inclusivity

We believe passionately in inclusive play and we deliver this in an invisible way, with the aim of allowing all children to play side by side. Huge importance is placed on carefully designing inclusive features into our equipment and play spaces to open up play to children of all abilities.

Inclusive play equipment so no-one is left out

We believe that every child should have equal access to good play opportunities. We design our equipment to enable users with a wide range of abilities, rather than specific disabilities, to enjoy play spaces.

Through innovative design, our aim is to allow children with disabilities to play side-by-side with the able bodied.

Play equipment that creates new challenges for all

Whilst inclusive features are designed into most of our equipment, we don't make any compromises on the challenge it presents. So with Sutcliffe Play equipment there's always an element of risk, allowing children of widely differing abilities to develop, explore and find the limits of their capabilities. Because that's what makes play exciting.

SWINGS W/ ADAPTIVE SEATS X2 (AGES 2-5 & 5-12)





LIBERTY SWING



EARLY CHILDHOOD INDEPENDENT



TEETERING TULIP

- Sway in any direction on the Playmotion polymer leg.
- Durable steel frame with soft recycled plastic seat.

Use Zone: 14' diameter ASTM
Size: (L×W×H) 20" × 21" × 22"
Fall Height: 20" (0.50m)
Weight: 50 pounds
Child Capacity: 1
Recommended Ages: 2-5



MULBERRY BRIDGE

- Climb on top the bridge, or crawl underneath.
 - Made of 1/2" HDPE and steel.
 - Molded hand holds designed for easy gripping by little hands.
 - Open holes create socialization and a play-together atmosphere.
 - Arrange individually, or in pairs to create different climbing experiences.
- Use Zone: 16' × 16' (4.87m × 4.87m)
Size: (L×W×H) 48" × 54" × 32"
Fall Height: 30" (0.76m)
Weight: 210 pounds
Capacity: 5 Ages: 2-5



MUSICAL INSTRUMENTS



Mister





Recently Completed
Inclusive Designs



Kenosha Dream Playground Project



Can we build it?

Yes we can!

DREAM PLAYGROUND
PETZKE PARK
Kenosha, Wisconsin

Kenosha, Wi Fall 2015



DREAM PLAYGROUND
PETZKE PARK
Kenosha, Wisconsin



PixelProof
www.pixelproof.com



**The Dream is now a Reality
THANK YOU**





leading in
inclusivity





BINGHAMTON, NY

PLAY BY DESIGN. ITHACA, NY - FEBRUARY 1, 2015





Binghamton, NY
- Accessible Playground





Binghamton, NY





Binghamton, NY - Treehouse





Binghamton, NY – Play Mound





Binghamton, NY – Gather Space





Binghamton, NY – Grow Space






Schematic Plan

Kid's Kingdom Community Playground
 Pecan Grove Park, Rowlett, TX

Play by Design Ithaca, NY 16 January 2015







SCHEMATIC PLAN



PLAY BY DESIGN, ITHACA, NY - DECEMBER 17, 2014



Franklin, Wi Fall 2015





Deland, FL Fall 2015



***REFERENCES ***

Ipswich Community Playground at Winthrop Elementary; Ipswich, MA

Charles Whitten, General Coordinator

cwhitten@juniperllc.com

(617) 962-1022

WOW: World of Wonders Playground; City of Tomah, Wisconsin

Joe Protz, Director of Parks and Recreation, City of Tomah

jprotz@ci.tomah.wi.us

(608) 374-7445

City of Pendleton, Oregon

Deb Whittaker, Parks and Recreation

Deb.Whittaker@ci.pendleton.or.us

(541) 215-1137

HoPP: Homer Playground Project; City of Homer, Alaska

Miranda Weiss, General Coordinator

mirandaweiss@gmail.com

(907) 299-5550

Sherwood Forest Playground; East Grand Forks, Minnesota

Penny Pape, General Coordinator

pennypape@hotmail.com

(218) 773-7387

Leg Up Farm; Mount Wolf, Pennsylvania

Lou Castriota, Executive Director

ljcastriota@legupfarm.org

(717) 266-9294

Magic Forest Playground; Ormond Beach, Florida

Mike Bowen, General Coordinator

mjboweninc@live.com

(386) 290-0107

Puma Park; Truro, Massachusetts

Curtis Hartman, General Coordinator, Head Selectman, Truro, MA

curtis.hartman22@gmail.com

(508) 680-2259

REFERENCES

Cranberry Township, Pennsylvania

Bruce Mazzoni, General Coordinator

bruce.mazzoni@cranberrytownship.org

(724) 272-9910

Tim Zinkham, City Engineer

tim.zinkham@cranberrytownship.org

(724) 776-4806

Latrobe, Pennsylvania

Craig Shevchik, Parks & Rec Program Director

craig@latroberecreation.org

(724) 875-1909

Joey's Park, Belmont, Massachusetts

Diane Miller

diane@millerdesignllc.com

(617) 993-3157, (781) 696-6807

Ellen Schreiber

ellensch@verizon.net

(617) 290-6216

Agudas Achim Congregation; Alexandria, Virginia

Bob Meyers, General Coordinator

bmeyers@nationalpress.org

(202) 663-7281

Beth Robbins

Elizabeth.robbins@osd.mil

(703) 200-2123

City of Cincinnati

Wayne Lurix, Parks & Rec Special Projects Coordinator

(513) 352-1616

Our Guarantee

Play By Design, LLC

677 Bostwick Road
Ithaca, NY 14850
607.351.5160

Website: www.playbydesignonline.com

Facebook: [www.facebook.com/pages/](https://www.facebook.com/pages/Play-by-Design-LLC/174958729219124)

[Play-by-Design-LLC/174958729219124](https://www.facebook.com/pages/Play-by-Design-LLC/174958729219124)



Play by Design is fully insured. We guarantee the craftsmanship and quality of our playgrounds. Specified materials carry the manufacturer's warranty. We comply with all ASTM, CPSC and ADA standards and guidelines. We stand behind our product. For the life of the playground, our maintenance department is available to address concerns and answer questions.

